



# PAC-400G

## 5-slot Half-size Compact Chassis



HDD and removable drive bay are not included in package.

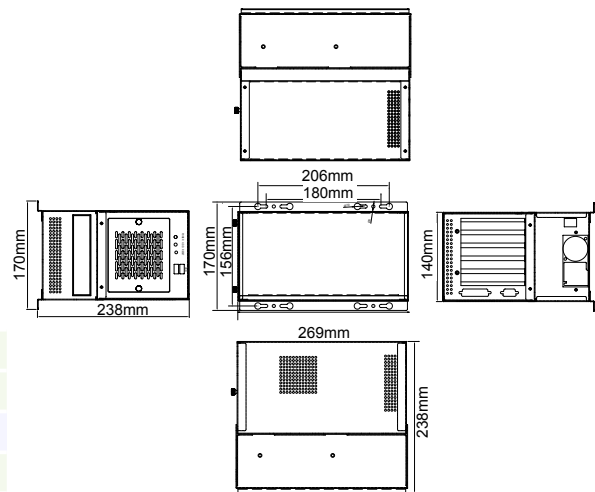
### Features

- ◆ RoHS compliant design
- ◆ 2 x front-accessible USB ports
- ◆ 1 x 8cm hot replaceable fan
- ◆ Supports 1 x 3.5" internal HDD or 1 x 3.5" removable drive(optional)
- ◆ Supports Pentium 4 half-size CPU card

### Specifications

◆ Construction	Heavy duty metal
◆ SBC Form Factor	Half-size, slot SBC
◆ Drive Bays	1 x 3.5" HDD
◆ Cooling Fans	1 x 8 cm
◆ I/O ports	2 x USB
◆ I/O openings	1 x LPT , 1 x COM
◆ Expansion Slots	5 slots
◆ Indicators	Power, HDD
◆ Buttons	Power switch, reset
◆ Operating Temperature	0°C~50°C
◆ Operation Humidity	10% ~ 90%
◆ Color	W: White
◆ Weight (Net/Gross)	3.8kg / 5.6kg
◆ Dimensions (DxWxH)	269mm x 140mm x 230.5mm

### Dimensions



### Backplane Options

Model No.	SBC Type	PCI	ISA	PCIe			PSU Connector
				x1	x4	x16	
BP-4S-RS-R30	ISA	0	4	0	0	0	AT
IP-4S-RS-R30	PCISA	3	0	0	0	0	AT
IP-4S2-RS-R30	PCISA	2	1	0	0	0	AT
IP-4SA-RS-R30	PCISA	3	0	0	0	0	ATX
IP-4S2A-RS-R30	PCISA	3	0	0	0	0	ATX
HPE-5S1	PCI/PICoE	4	0	0	0	0	ATX
HPE5S2	PCI/PICoE	3	0	0	1	0	ATX

### Power Supply Options

Type	Model No.	Watt
ATX	ACE-916AP-RS	150W
	ACE-816AP-RS	150W
	ACE-4518AP-RS	180W

PAC-400G can support single 1U height PSU. For more models of IEI PSU, please visit [www.ieiworld.com](http://www.ieiworld.com).

### Ordering Information

Part No.	Description
PAC-400GW/ACE-916AP	5-slot half-size chassis, white, with ACE-916AP-RS, RoHS
PAC-400GW/ACE-816AP	5-slot half-size chassis, white, with ACE-816AP-RS, RoHS
PAC-400GW/ACE-4518AP	5-slot half-size chassis, white, with ACE-4518AP-RS, RoHS
7G000-BA1110-RS	3.5" IDE removable drive bay, white, RoHS
7G000-ST1110-RS	3.5" SATA removable drive bay, white, RoHS

- 1 Single Board Computer
- 2 VIDEO CARD
- 3 Xscale Solutions
- 4 Open HMI
- 5 VITO Universal Controller
- 6 DINO BLADE
- 7 LCD Product Series
- 8 Embedded System
- 9 Industrial Computer Chassis
- 10 Power Supply
- 11 Peripherals