




PAC-125G

10-slot Full-size Compact Chassis



1
Single Board Computer

2
VIDEO CARD

3
Xscale Solutions

4
Open HMI

5
VITO Universal Controller

6
DINO BLADE

7
LCD Product Series

8
Embedded System

9
Industrial Computer Chassis

10
Power Supply

11
Peripherals

Features

- ◆ RoHS compliant design
- ◆ 2 x USB ports on front panel
- ◆ 1 x 8 cm hot-replaceable cooling fan with fan filter
- ◆ 2 x 5.25", 1 x 3.5" HDD, 1 x front-accessible 3.5"

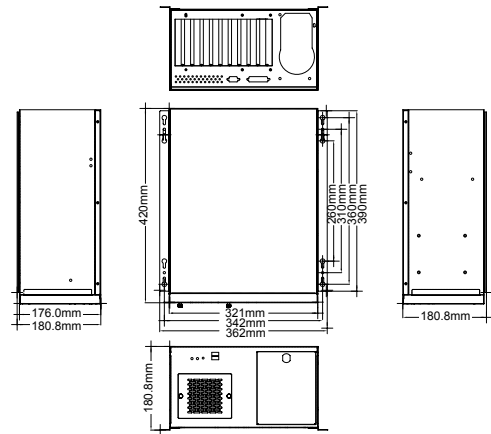
Specifications

◆ Construction	Heavy duty metal
◆ SBC Form Factor	Full-size, slot CPU card
◆ Drive Bays	2 x 5.25"
	1 x front accessible 3.5"
◆ Cooling Fans	1 x 8cm
	1 x 8cm
◆ I/O Ports	2 x USB
◆ I/O openings	1 x LPT, 1 x COM
◆ Expansion Slots	10 slots
◆ Indicators	Power, HDD
◆ Buttons	Power switch, reset
◆ Operating Temperature	0°C~50°C
◆ Operation Humidity	10% ~ 90%
◆ Color	W: White
◆ Weight (Net/ Gross)	7.2 kg / 10.4 kg
◆ Dimensions (DxWxH)	420mm x 321mm x 176mm

Ordering Information

Part No.	Description
PAC-125GW/ACE-925AP-U	10-slot full-size chassis, white, with ACE-925AP-U-RS, RoHS

Dimensions



Backplane Options

Model No.	SBC Type	PCI	ISA	PCIe			PSU Connector
				x1	x4	x16	
BP-10S-RS-R30	ISA	0	10	0	0	0	AT
PCI-10S-RS-R30	PICMG 1.0	4	5	0	0	0	AT/ATX
PX-10S-RS-R30	PICMG 1.0	7	3	0	0	0	AT/ATX
IP-10S-RS-R30	PCISA	4	5	0	0	0	AT/ATX
IPX-9S-RS-R30	PCISA	8	0	0	0	0	AT/ATX
¹ PE-6S	PICMG 1.3	2	0	2	0	1	ATX
¹ PE-8S	PICMG 1.3	3	0	3	0	1	ATX
HPE-8S0	PCI/PIC0e	4	0	2	0	0	ATX

¹ Only R20 or later version can support PICMG 1.3 backplane

Power Supply Options

Type	Model No.	Watt
AT	ACE-925AP-U-RS	250W
	ACE-935AL-RS	300W
ATX	ACE-832AP-RS	300W
	ACE-841AP-S-RS	400W
	ACE-850AP-RS	500W

PAC-125G can support single PS/2 PSU. For more models of IEI PSU, please visit www.ieiworld.com